

El Contenido



1. Games to Play with the Picture Cards
2. Tic tac toe boards
3. Easter Vocabulary List - *some are religious terms*
4. Write- In Easter Bingo. *Interpretive and Interpersonal.*
5. Conversational Activities with Write - In Tables. *Interpersonal*
6. Jelly Bean Counting and Sorting. *Interpretive*
7. Jelly Bean Bar Graph. *Interpretive*
8. Jelly Bean Basic Math Questions- English Version Too. *Interpretive and Presentational*
9. Easter Egg Addition Problems. *Interpretive.*
10. Easter Egg Design Mini-Project. *Presentational.*

Images by www.whimsyclips.com purchased at teacherspayteachers.com



CARD GAMES - USE THE TIC TAC TOE PICTURES

Tic Tac Toe. Use the Tic Tac Toe Grid. One grid per pair of students. Say the Spanish Easter vocabulary that corresponds to its image square before you mark X or O. The first student in the pair to get three in a row wins. **This can also be played as a full class with 2 teams.

Pégalo. Tócalo. Indícalo. Hit it, Touch it, or Point to it. Use flash-cards as playing cards.

1. You have a set of flashcards with either pictures.
2. The teacher calls out in Spanish: Indícalo (point to) for all cards, then tócalo (touch) for all cards, then pégalo (hit) for all cards.



Partners or Groups:

1. Student partners or groups use only 1 set of cards.
2. Teacher then says 1, 2, 3, + point in Spanish. The first person to point to the correct card wins the point, and takes up the card.
3. Teacher then goes through the same 1, 2, 3, process with Point and then Hit, or groups are allowed to do this independently
4. The player with the most cards wins.



1 * 2* 3*


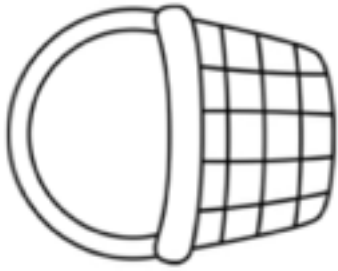
Play with a regular deck of cards. Deal the entire deck. The object is to get rid of all of your cards. Hold your cards face down in a pile. Using Spanish Easter vocabulary as an example--- Each person in the group chooses an Easter word and tells it to the other players. Together, everyone says, « ¡1, 2, 3, Pascua ! » On *PASCUA* everyone will turn over their first card. If there is a duplicate, the first person to name the other person's card wins. If successful, the other person must take the card. If not, the caller must take theirs. Whenever you run out of cards, pick up the cards you already played, turn them over, and begin again. The first person to run out of all of their cards wins.




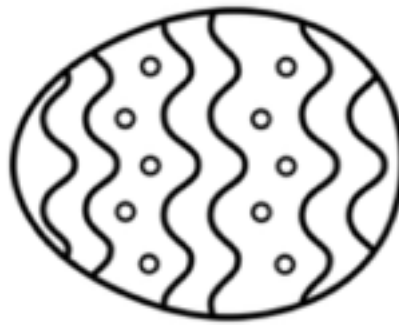


la primavera






la primavera



Vocabulario

Abril *Remember that months are not capitalized*	April
Marzo	March
La primavera	Spring
Semana Santa	Holy week
Domingo	Sunday
El Viernes Santo	Good Friday
El conejito	The bunny
La canasta	The basket
La hierba	The grass
Las flores	The flowers
El chocolate	The chocolate
La cruz	The cruz
Jesús	Jesus
La Resurrección	The Resurrection
Los dulces	The candy
La búsqueda de huevos	The egg hunt
El huevo	The egg
El pollito	The chick
La comida de Pascua	Easter Dinner

Write-In Spanish Easter Bingo



Write a Spanish Easter word or phrase in each rectangle- one per rectangle only. Use the terms and phrases from the list below:

- | | | | |
|------------------|--------------|-----------------------|-------------|
| abril | la canasta | la Resurrección | El conejito |
| marzo | la hierba | los dulces | |
| la primavera | las flores | la búsqueda de huevos | |
| domingo | el chocolate | El huevo | |
| el Viernes Santo | la cruz | El pollito | |
| Semana Santa | Jesús | la comida de Pascua | |

Your teacher will call out the phrases, or English meanings in different ways. The first player to get four in a row yells LOTO and wins a prize.

Conversar

Use the table below to ask your classmates questions. Write the name of each student in the top column headers.

	Pregunta	Estudiante #1	Estudiante #2	Estudiante #3
1	¿Buscas huevos?			
2	¿Comes en familia?			
3	¿Recibes una canasta de Pascua?			
4	¿Qué dulce es tu favorito?			

Ask five students the question below. Write their names in the NOMBRE column and indicate their answers with a X in the appropriate columns.

¿Qué comes en la Pascua?

	nombre	dulces	chocolate	juegos	una gran comida
1					
2					
3					
4					

Nombre: _____

CONTANDO DULCES

Your teacher will give you a handful of jelly beans. Listen to or read the directions below and fill in the blanks in Spanish.

1. ¿Cuántos dulces hay? Estimar.
2. Separa los dulces en grupos de color.
3. Cuenta los dulces en cada grupo.
4. Escribe el número de los dulces en cada grupo:

rojo:

rosado:

amarillo:

azul:

anaranjado:

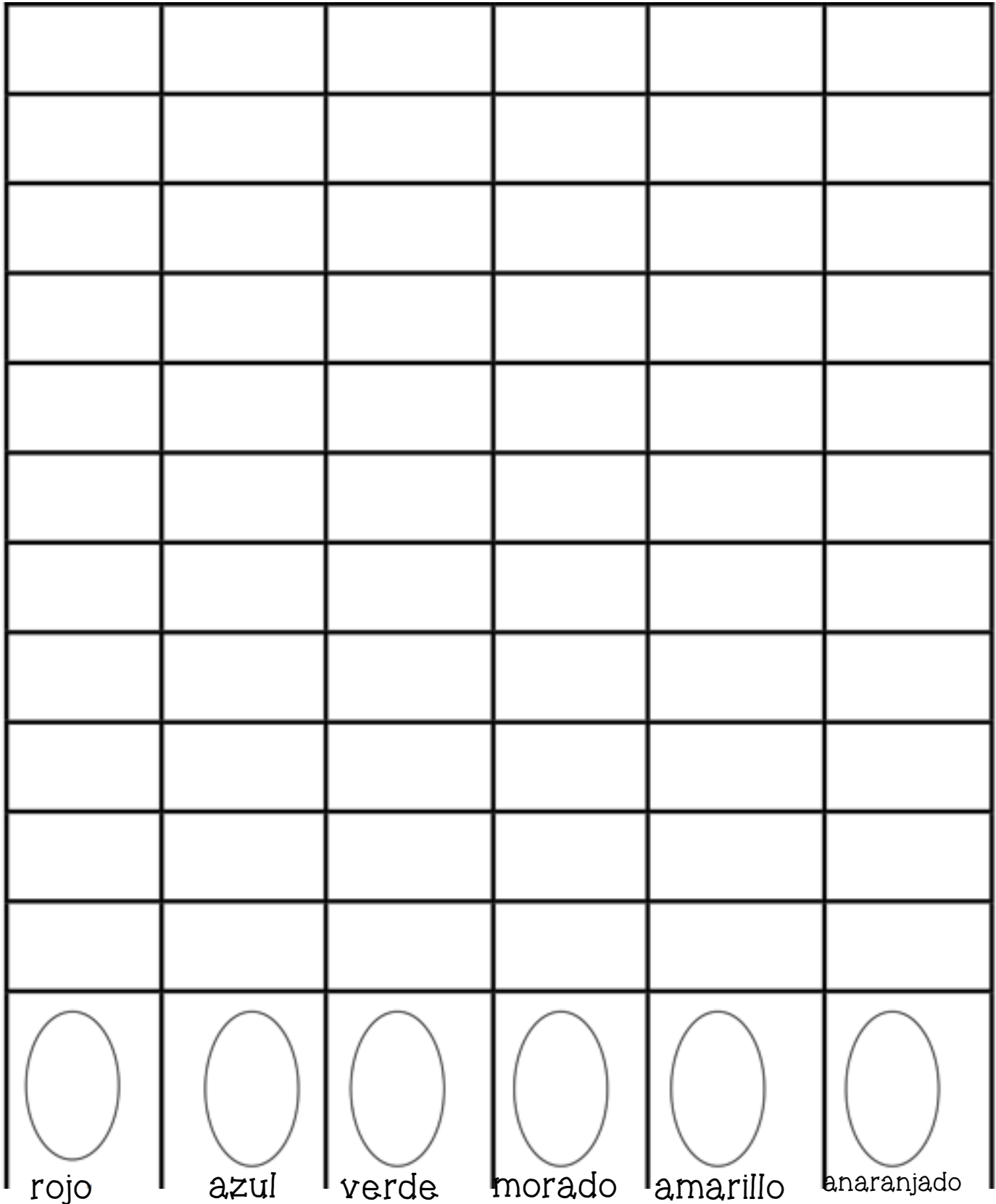
morado:

mas colores:

4. El gráfico de barras.
 - A. Colorea los rectángulos que representen el numero de dulces. Usa un crayón del mismo color.
 - B. Escribe el número- la cantidad- de dulces debajo de cada barra.



Un Gráfico de Barras



Nombre _____

Matemáticas, Fracciones y Porcentajes



Answer the following questions about your jelly beans. Solve the simple math problems too.

1. ¿Cuántos dulces hay en total?
2. ¿Qué color tiene los más dulces?
3. ¿Qué color tiene los menos dulces?
4. ¿Qué es la diferencia entre los más dulces y los menos dulces?
5. Escribe una fracción que represente la relación entre el color que tenga los más dulces y el total de dulces.
6. Escribe una fracción que represente la relación entre el color que tenga los menos dulces y el total de dulces.
7. ¿Qué es el porcentaje del color de los más dulces?
8. ¿Qué es el porcentaje del color de los menos dulces?
9. ¿Hay unos grupos de colors que sean equivalentes ¿Qué son?
10. ¿Observas unas patrones?



Math, Fractions, and Percentages

Answer the following questions about your jelly beans. Solve the simple math problems too.

1. How many TOTAL jelly beans are there?
2. Which color has the MOST?
3. Which color has the LEAST?
4. What is the DIFFERENCE between the color with the most and the color with the least?
5. Write a FRACTION that represents the relationship of the color with the LEAST to the TOTAL.
6. Write a FRACTION that represents the relationship of the color with the LEAST to the TOTAL.
7. What is the percentage of the color with the most amount of candy?
8. What is the percentage of the color with the least amount of candy?
9. Are there any groups with equal amounts
10. Do you see any patterns?

Nombre: _____



1. Write the number below each group of eggs.
2. Add up the numbers & write the answer.
3. Write the Spanish number-word for each answer beside it on the right.

$$\begin{array}{c} \text{O O} \\ \text{O O} \\ \hline \end{array} + \begin{array}{c} \text{O O O} \\ \hline \end{array} = \underline{\hspace{2cm}}$$

$$\begin{array}{c} \text{O O} \\ \hline \end{array} + \begin{array}{c} \text{O O} \\ \hline \end{array} = \underline{\hspace{2cm}}$$

$$\begin{array}{c} \text{O O O} \\ \hline \end{array} + \begin{array}{c} \text{O O O} \\ \hline \end{array} = \underline{\hspace{2cm}}$$

$$\begin{array}{c} \text{O O O} \\ \text{O O} \\ \hline \end{array} + \begin{array}{c} \text{O O} \\ \hline \end{array} = \underline{\hspace{2cm}}$$

$$\begin{array}{c} \text{O O O} \\ \text{O O} \\ \hline \end{array} + \begin{array}{c} \text{O O O} \\ \text{O O} \\ \hline \end{array} = \underline{\hspace{2cm}}$$

Foreignlanguagehouse.com, Copyright 2009.

$$\begin{array}{c} \text{O} \quad \text{O} \\ \hline \end{array} + \begin{array}{c} \text{O} \quad \text{O} \\ \hline \end{array} = \underline{\hspace{2cm}}$$

$$\begin{array}{c} \text{O} \\ \hline \end{array} + \begin{array}{c} \text{O} \quad \text{O} \\ \hline \end{array} = \underline{\hspace{2cm}}$$

$$\begin{array}{c} \text{O} \quad \text{O} \quad \text{O} \\ \hline \end{array} + \begin{array}{c} \text{O} \quad \text{O} \\ \hline \text{O} \quad \text{O} \\ \hline \end{array} = \underline{\hspace{2cm}}$$

Un Huevo de Pascua
A Spanish Easter Egg Project
Total Points = 50

You are going to create a bedazzled Easter egg! Then you are going to describe it to a classmate or two, and finally to your teacher in Spanish. First, Answer the following questions. Your Spanish answers will determine how you decorate your Easter Egg.

Parte 1 = 20 puntos

1. ¿Qué son tus colores favoritos?
2. ¿Qué te gusta hacer en tu tiempo libre?
3. ¿Qué música te gusta escuchar?
4. ¿Qué ropa te gusta llevar?
5. ¿Te gusta jugar deportes? ¿Actividades?
6. ¿Qué te gusta comer?
7. Mas información:

Parte 2 = 10

Create basic pictures, symbols etc. that go with each of the answers above. Be creative! Decorate your Easter Egg with them and more.

Parte 3 = 10

Describe your *huevo de Pascua* to a partner. He or she will start the Spanish conversation with the questions below.

1. Describe tu *huevo de Pascua*.
2. ¿Por qué tienes _____ en tu huevo?
3. ¿Qué significa _____?

Parte 4 = 10

Now describe your *huevo de Pascua* to your teacher completely in Spanish.

